

# HOW TO READ YOUR ROOF



**UNDERSTANDING THE NATURAL AGING  
PROCESS OF ASPHALT SHINGLES**

**TAMKO**<sup>®</sup>  
BUILDING PRODUCTS

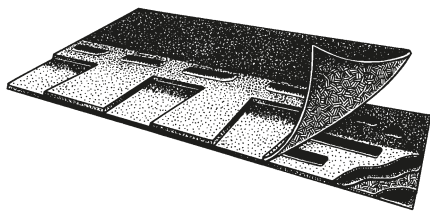
# ASPHALT SHINGLES

## PREVAIL IN AMERICA

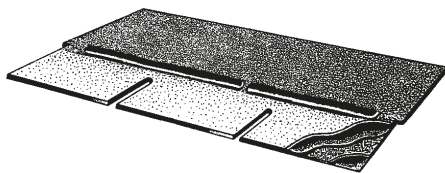
Asphalt shingles are used on four out of five homes in the United States, making them the leading choice for residential roofing. It's not surprising when you consider their many advantages. Asphalt shingles offer the broadest array of colors, shapes and textures available—and they do it affordably.

TAMKO® manufactures a full line of asphalt shingles, including 3-tab and laminated varieties. Each will undergo a natural aging process over time.

The purpose of this brochure is to help you recognize the signs of asphalt shingle aging. By doing so, you'll be able to distinguish between natural processes that are no cause for alarm and issues that do require attention and repair.



Laminated shingles consist of two or more layers bonded together, giving them added dimension for a shake-like appearance.



3-tab shingles are made with a single layer of fiberglass mat.

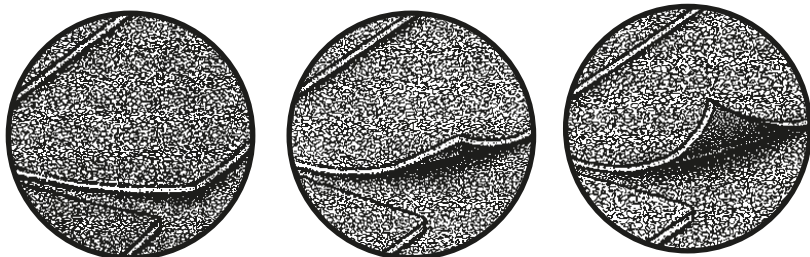
## AGING IS NATURAL

It is natural for your roof to age. The process begins as soon as your shingles are installed—and exposed to nature. The sun can raise rooftop temperatures as high as 50–70 degrees above ambient temperature, and the excessive heat will inevitably take its toll. Ultraviolet radiation from the sun has also been shown to degrade and accelerate the aging of the shingles' asphalt layers. Other factors, such as pollution, hail, snow loads, tree limbs and people walking on your roof, also contribute to the natural aging process.

Asphalt shingles will begin to age as soon as they are applied to your roof. And the visible effects will become more noticeable over time. Minor curling, surface cracking, blisters, algae stains, granule loss and buckling are all signs of aging.

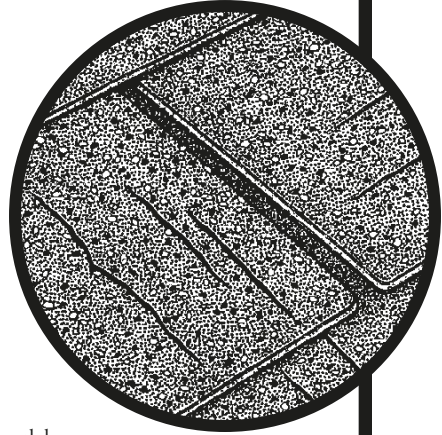
## CURLING

Curling is a common phenomenon in some shingles and is not a defect. It is natural for asphalt to age and asphalt layers to shrink with time. This shrinkage may result in the slight curling of the edges of the shingle.



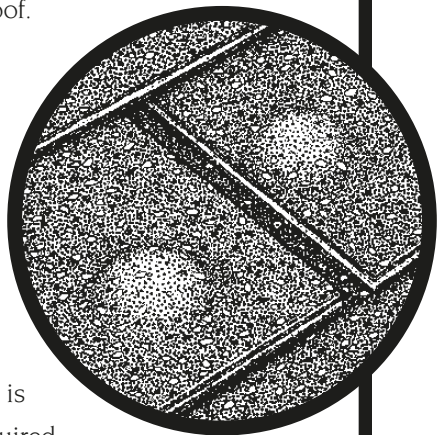
## **SURFACE CRACKING**

While minor cracks may not be noticeable from the ground, you might spot them while hanging your Christmas lights. Intense heat from the sun often allows protective asphalt oils to deplete, causing minor cracks. Keep in mind that these normal weathering characteristics are not cause for alarm as long as your shingles are still performing their intended purpose of shedding water. Cracks that penetrate through the fiberglass or organic mat should be investigated.




## **BLISTERS**

Occasionally, naturally occurring small, circular raised areas known as blisters may appear on your roof. These pockets may vary in size and be open (exposing the asphalt) or closed. Blisters are often a direct result of underventilated attics or excessive use of plastic cement. Closed blisters are not reason for concern as long as your shingles are still performing their intended purpose of shedding water. However, open blisters do mean asphalt is exposed and immediate attention is required.



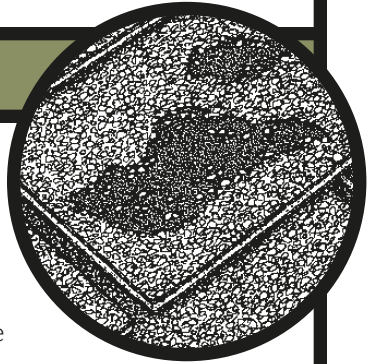
## ALGAE STAINS

In moist, humid areas, dark brown or black patches may appear on roofs. These streaks result in a dirty rooftop, often more visible on lighter-colored shingles. This naturally occurring stain is caused by algae growth and will not affect your shingles' ability to shed water. Algae discoloration should not be confused with moss or tree droppings, which typically produce only localized discoloration.



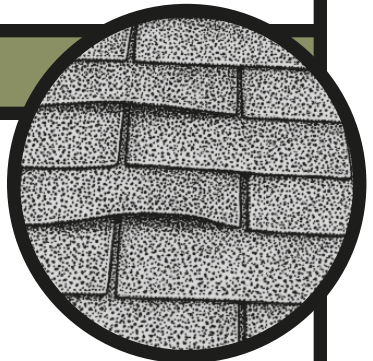
## GRANULE LOSS

Since extra granules are used in the manufacturing process, some granule loss is to be expected during the early years of your roof. Other factors, such as foot traffic, hail, snow or brushing tree limbs, may cause loose granules. However, exposed asphalt due to granule loss is a reason for concern and requires immediate attention.



## BUCKLING

While not technically a sign of aging, a distortion of shingles known as buckling can occur months after original application. Lack of adequate attic ventilation can increase the moisture content of the decking material. This may cause expansion and movement of the wood deck to buckle shingles.





## WHAT'S NORMAL?

## WHAT'S NOT?

Normal Aging	In Need of Repair
Curling	Open blisters
Surface cracking	
Closed blisters	Cracks visible through the fiberglass or organic mat
Algae stains	
Slight granule loss	Exposed asphalt due to granule loss

Natural aging and minor physical changes are inevitable, but they shouldn't prevent your shingles from performing their intended purpose of shedding water. On the rare occasion that you would experience a product defect, please contact TAMKO's Warranty Services Department at 1-800-641-4691 for assistance with your claim.



tamko.com



**Construction Materials International, Inc**  
Address: 202 East 7th Avenue, Tampa, Florida 33602, USA  
Tel: (+1)813-287-8265 / Fax: (+1) 813-287-8144  
Email: [sales@awg-llc.com](mailto:sales@awg-llc.com) / Web: [www.cmi-us.com](http://www.cmi-us.com)

